軸上型減速機 Shaft Mounted Reducer

- 軸上型減速機代碼說明 及 安裝方式
  Product Codes of Shaft Mounted Reducer & Mounting Positions ----------E01

- 軸上型減速機系統分解圖
  System Drawing ----------E02

- 軸上型減速機尺寸規範
  Shaft Mounted Reducer series dimension ---------- E03~E06

軸上型減速機產品代碼說明
Product Codes For Shaft Mounted Reducer

S H E - 5080 - 1 - 30 - V2

(1) (2) (3) (4)

(1) 型號 Model	4070		5080		60100	
(2) 馬力 Capacity (HP/KW)	1/8 HP 100W	1/4 HP 200W	1/2 HP 400W	1 HP 750W	1 HP 750W	2 HP 1500W
(3) 減速比 Ratio	1/30 ~ 1/190		1/30 ~ 1/180		1/30 ~ 1/201	
(4) 依風扇蓋配合出力軸 (水平置) 看配線盒方向 View from fan cover	V1- 上方 Upper Side			V2- 下方 Lower Side		
	V3- 左方 Left Side			V4- 右方 Right Side		

方向	V1- 上方 UPPER SIDE	V2- 下方 LOWER SIDE	V3- 左方 LEFT SIDE	V4- 右方 RIGHT SIDE
型式 TYPE				

使用範例 Examples of applications	
速度控制	
可變速型運轉 Variable Design	
位置控制	
可定位運轉 Index Design	

軸上型減速機 系統分解圖
Shaft-Mounted Reducers System Drawing

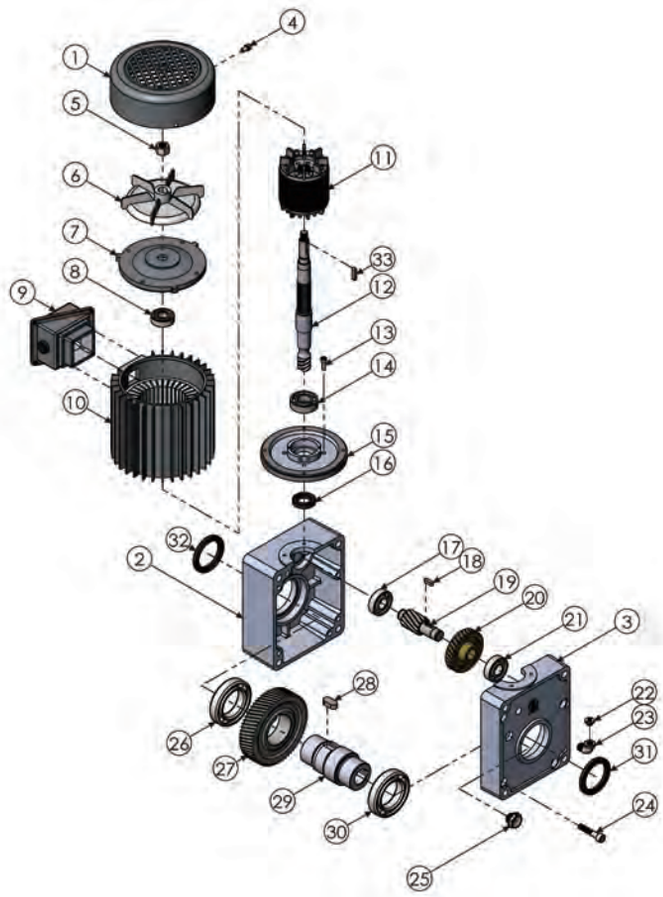

No.	零件名稱	Name of parts	No.	零件名稱	Name of parts	No.	零件名稱	Name of parts
1	風扇蓋	Fan cover	12	第一段蝸桿馬達軸心	1st Worm motor shaft	23	90 度彎管	Quarter bend
2	外殼 -A	Case-A	13	內六角螺絲	Hex socket cap screw	24	內六角螺絲	Hex socket cap screw
3	外殼 -B	Case-B	14	軸承	Bearing	25	油鏡	Oil gauge
4	六角十字華司面螺絲	Hex washer head philip screw	15	馬達法蘭	Motor flange	26	軸承	Bearing
5	六角螺帽	Hex nut	16	油封	Oil seal	27	第二段出力螺旋齒輪	2nd Output spiral gear
6	馬達風扇	Motor fan	17	軸承	Bearing	28	鍵	Key
7	馬達軸承蓋	Motor shaft cover	18	鍵	Key	29	中空出力軸	Hollow output shaft
8	軸承	Bearing	19	第二段中繼齒軸	2nd Gear shaft	30	軸承	Bearing
9	接線盒	Motor terminal box	20	第一段蝸輪	1st Worm wheel	31	油封	Oil seal
10	馬達定子	Motor stator	21	軸承	Bearing	32	油封	Oil seal
11	馬達轉子	Motor rotor	22	透氣蓋	Ventilate plug	33	鍵	Key

SHE-4070 軸上型減速機 外型尺寸圖
SHE-4070 Shaft-Mounted Reducer Dimension

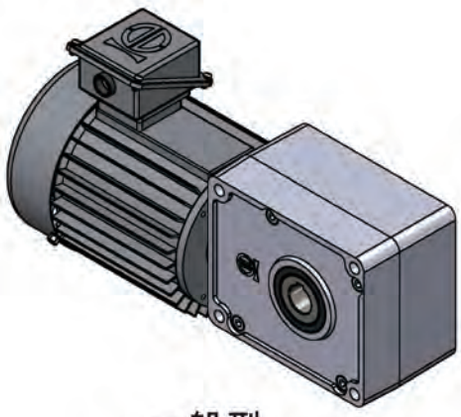

一般型
SHE-4070#
Standard Type

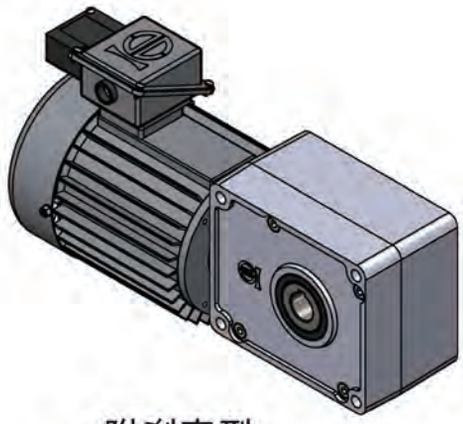

附剎車型
SHE-4070-B#
Brake Type

出力孔
Output Bore

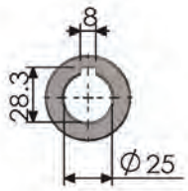

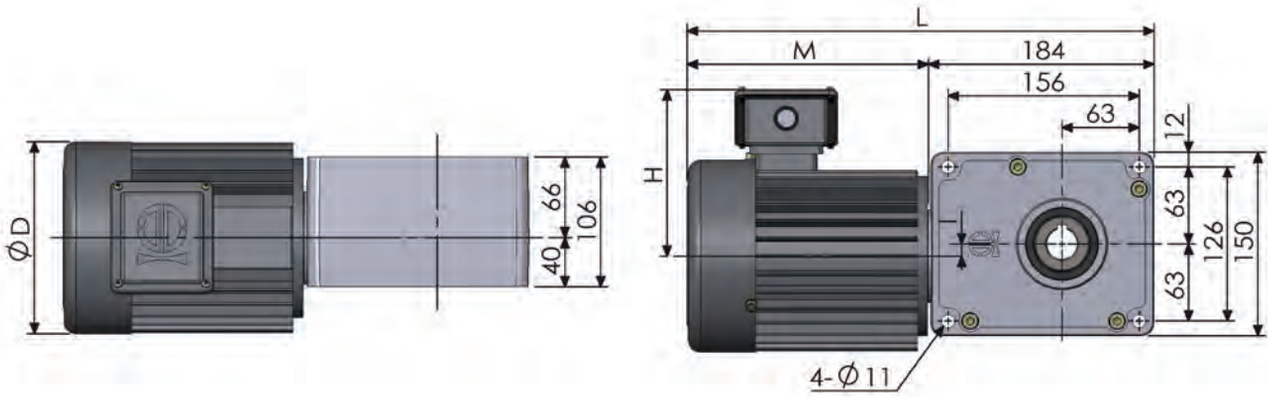

尺寸表 Dimension (單位：mm)							
型號 Model	馬力 HP (4P)	減速比 Ratio	M	L	D	H	重量 (Kg)
4070	1/8	1/30 ~ 1/190	157	341	129	116	12.5
	1/4		177	361	129	116	13.5
	1/2		212	396	147	130.5	15

SHE-5080 軸上型減速機 外型尺寸圖
SHE-5080 Shaft-Mounted Reducer Dimension



一般型
SHE-5080#
Standard Type



附剎車型
SHE-5080-B#
Brake Type

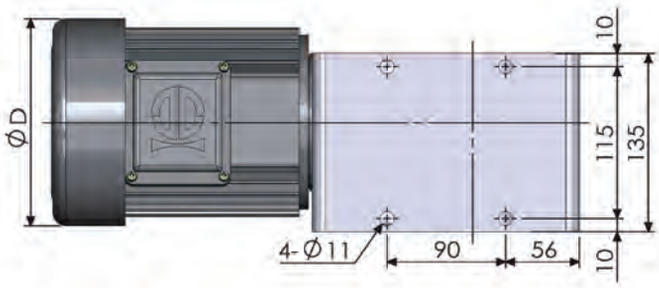

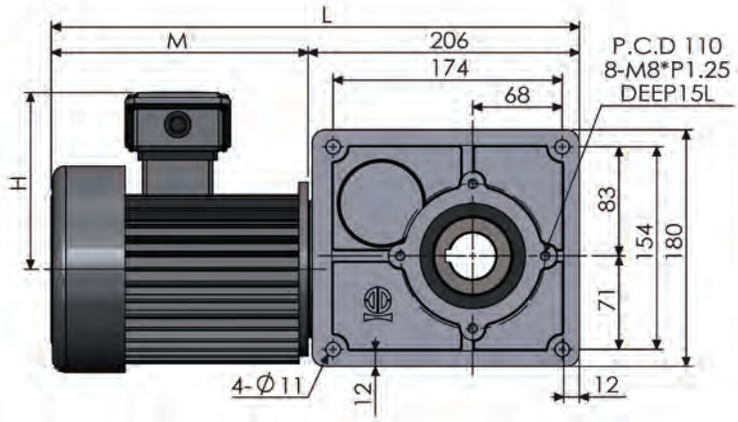

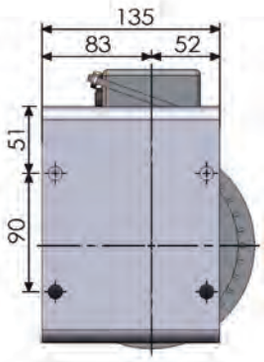

尺寸表 Dimension (單位：mm)							
型號 Model	馬力 HP (4P)	減速比 Ratio	M	L	D	H	重量 (Kg)
5080	1/2	1/30 ~ 1/180	212	418	147	130.5	21
	1		215.5	421.5	173	141	23
	2		252	458	192	148.25	28

SHE-60100 軸上型減速機 外型尺寸圖
SHE-60100 Shaft-Mounted Reducer Dimension

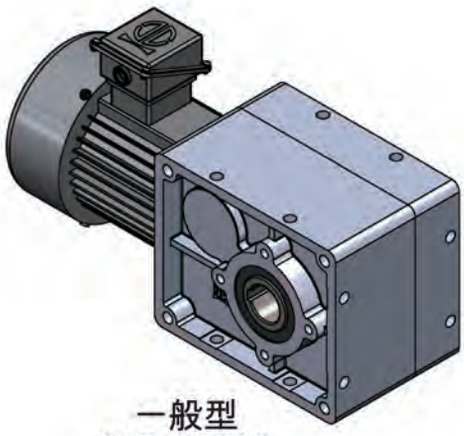

一般型
SHE-60100#
Standard Type



附剎車型
SHE-60100-B#
Brake Type

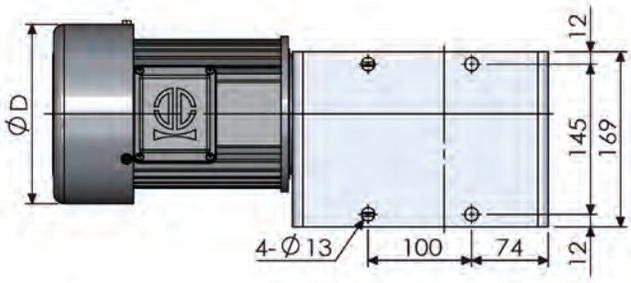

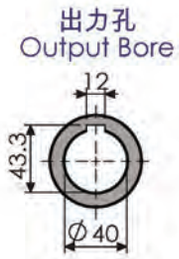

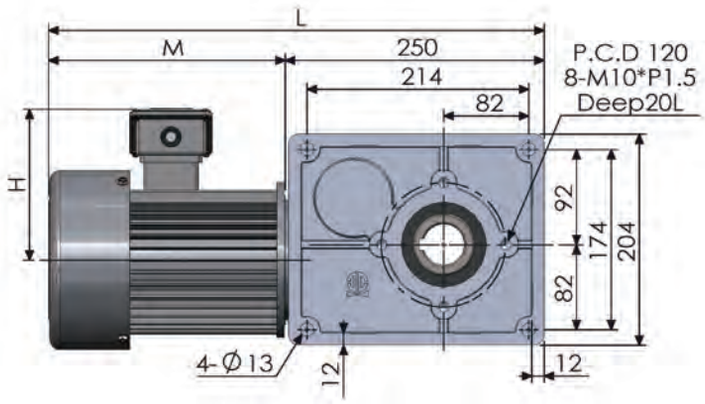

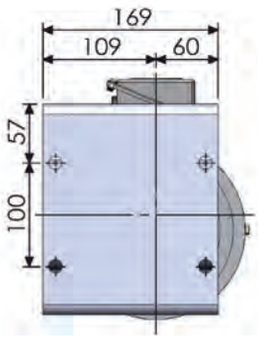

尺寸表 Dimension (單位：mm)							
型號 Model	馬力 HP (4P)	減速比 Ratio	M	L	D	H	重量 (Kg)
60100	1	1/30 ~ 1/201	215.5	465.5	173	141	30
	2		252	503	192	151	33
	3		262	513	192	148	40